

M. M. Chambers
Dept of Ednl Administration and Foundations
Illinois State University, Normal, Illinois 61761

GRAPEVINE

SINCE
1958

21st
YEAR

Number 250

April 1979

Page 1583

TIMELY DATA CIRCULATED WHILE CURRENT

Reports on state tax legislation; state appropriations for universities, colleges, and junior colleges; legislation affecting education beyond the high school.

IN THIS ISSUE

- SOME OF THE BRIGHT SIDE: Governors of several states recommend improved state tax support of higher education. 1584
- Georgia has 107 University System building projects recently completed or in construction or planning stages. Total cost, \$116 million. Higher education is not "overbuilt" 1584
- Montana reports new status and progress of Regents of University System since new state constitution went into effect in 1973. 1584
- Maryland shows profile of higher education since 1972: more students, more women, more part-timers . . 1585
- Minnesota reports somewhat similar profile since 1971 . . 1586
- ADDENDA to URBAN PUBLIC UNIVERSITIES IN BIG CITIES brings number up to 34. Report is still preliminary, incomplete, exploratory. . . .1587-1588

* * * * *

"A pervasive characteristic of graduate students is their seriousness, at times even grimness. While that reflects their high motivation and dedication, it also reflects their insufficient opportunity for experiencing the intrinsic playfulness and imaginativeness of the mind."

--R. T. Hartnett and J. Katz in *Journal of Higher Education*
48, No. 6: 663 (November/December 1977).

* * * * *

SOME OF THE BRIGHT SIDE

Despite the overpublicized "tax revolt," and the ambitious plans of extremists on the right wing to gain in the state and national elections of 1980, several governors urged increasing state tax support of higher education in their messages of early 1979.

From press reports we learn:

Governor Robert D. Ray of Iowa said there should be larger enrollments in the state universities and the area community colleges. He also recommended a step-up in state-paid student financial aids.

Governor Bruce King of New Mexico recommended an increase of 9.3 per cent in state tax support of higher education for 1980 over 1979.

Governor Nigh of Oklahoma recommended an overall increase of 12.6 per cent in state funds for higher education for 1980 over 1979, including up to 7 per cent salary increases for faculty members at each institution, with a minimum increase of \$600 per person.

Governor Matheson of Utah recommended an overall increase of 9 per cent in appropriations for higher education, including a 7 per cent boost in salaries and fringe benefits for faculty members and other employees.

Governor John D. Rockefeller IV of West Virginia recommended a 7 per cent across-the-board salary increase for faculty members in higher education, and other employees. He also asked for additional appropriations to continue the development of West Virginia University as a major center of solar energy research.

GEORGIA. The Board of Regents of the University System has reported that at the end of fiscal year 1977 (June 30), 35 building projects with total budgets of \$32 million had been completed during that year, at 16 of the institutions.

At the same time, 72 projects, with budgets of \$84 million, were under design. Thus the system had 107 projects either recently completed or under way, at a total cost of \$116 million. Higher education is not "overbuilt," and construction is not about to cease.

MONTANA. For many decades this state has had the governance of its institutions of higher education consolidated in one statewide board. There are now six institutions comprising the University of Montana System: Montana State U at Bozeman, U of Montana at Missoula, and four state colleges--Eastern at Billings, Northern at Havre, Western at Dillon, and the College of Mineral Science and Technology at Butte.

Total headcount in 1978 was 25,100 students, an increase of 15 per cent over 1968. (In addition there are three local public community colleges--Dawson at Glendive, Flathead Valley at Kalispell, and Miles at Miles City, with a total headcount of between 3,000 and 4,000.)

Over the years the name of the governing board has been changed from Board of Education to Regents of Higher Education, and the title of its executive officer from Chancellor to Executive Secretary to Commissioner. In several of the earlier years there was no provision for any executive officer.

Since the Constitution of 1972

Montana's new constitution of 1972 dealt with the matter, giving the Board of Regents a place in the constitution and fortifying its autonomy with respect to the political and fiscal agencies of the state government.

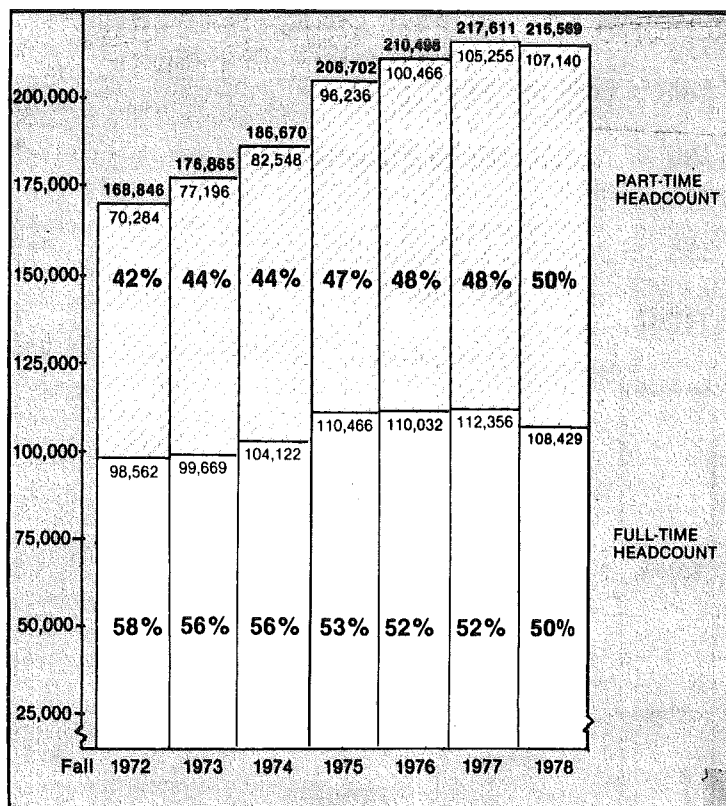
Since these provisions became effective July 1, 1973, five and one-half years had elapsed by December 31, 1978. A concise 32-page history and profile of the System during this most recent period, setting forth some of the plans and accomplishments of the Board and the Commissioner is deemed worthy of note.

The author, James K. Pettit, was Commissioner throughout the five and a half years. The document is entitled *Implementing a New Governance System for Higher Education in Montana*. It is a report to the Board of Regents of Higher Education, 33 S. Last Chance Gulch, Helena, MT 5960.

M. M. Chambers, Illinois State University, Normal, Illinois 61761

Profile of Higher Education in Maryland—1979

Full-Time and Part-Time Enrollment Trends
All Collegiate Institutions, Fall '72-78



MARYLAND. The State Board of Higher Education's *Record*, Vol. 4, No. 5, January 1979, contains an informative ten-page insert entitled "Status of Higher Education in Maryland - 1979." Besides its text, it includes eight graphs.

GRAPEVINE steals the two graphs reproduced on this page, which show that overall headcount enrollments (statewide) increased from 168,845 in 1972 to 215,569 in 1978, and that over the same period the percentage of females enrolled grew from 45 per cent to 54 per cent. Also it appears that the proportion of students enrolled part-time rose from 42 per cent to 50 per cent.

All three of these facts presage a favorable future for the expansion and improvement of higher education in Maryland.

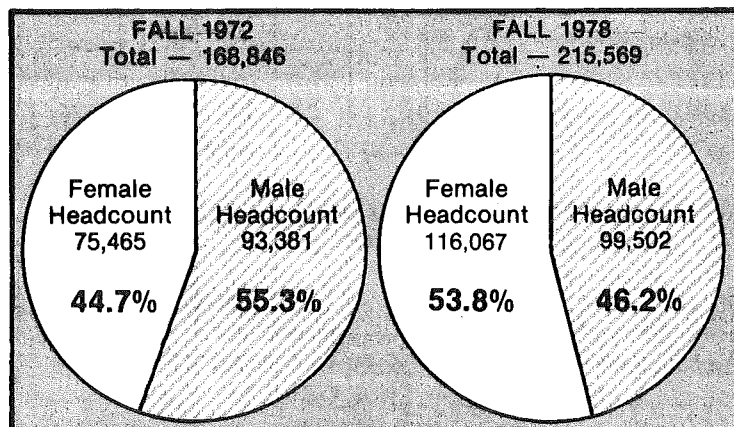
More Students; More Women; More Part-timers; More . . .

GRAPEVINE is not usually in the business of reporting enrollments, but we seize upon any facts that belie the doom-sayers who have heard nothing since 1970 except a buzzing in the ears that seems to say higher education is sick and has already entered an era of permanent shrinkage and decline, which they gloomily predict will worsen as the next several years proceed.

Those who think of higher education as having twice as many men as women among the students, four times as many men as women in the faculties, and all students immature youths between the ages of 18 and 21 who live on the campus, are stuck in the nineteenth century. Most colleges are not like that any more, nor will they ever be again.

Another graph and story from the state of Minnesota, showing facts somewhat similar to those exhibited here, appear on page 1586 of this issue. Maryland and Minnesota are not untypical, nor are they widely divergent in these respects.

Share of Total Headcount Enrollment by Sex
All Collegiate Institutions in Maryland

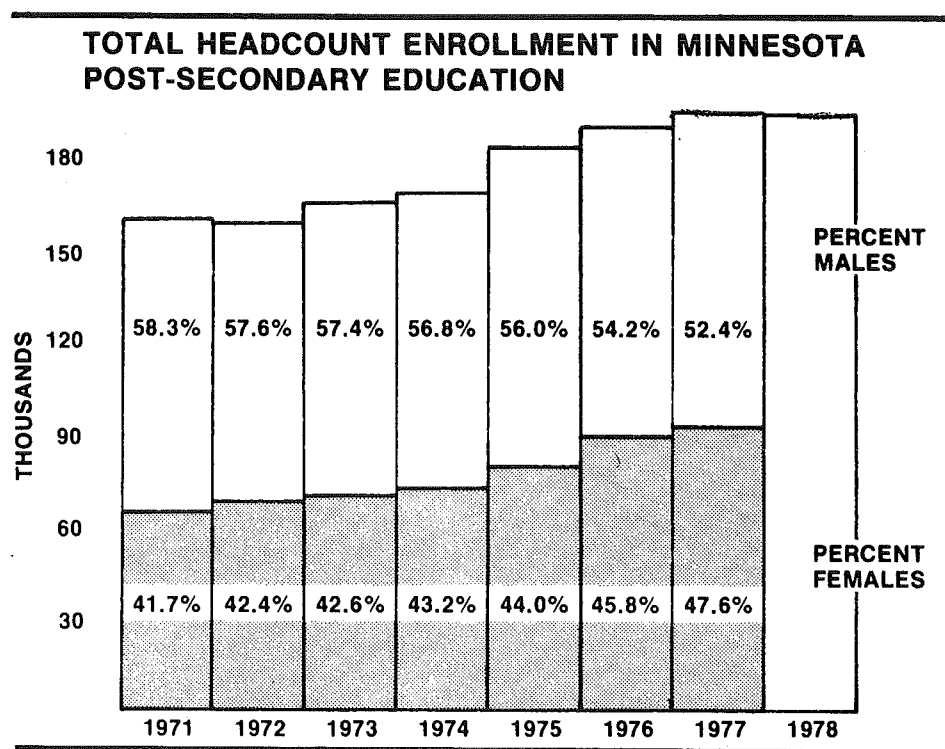


SOURCE: SBHE-HEGIS Surveys

MINNESOTA. A preliminary report of statewide enrollments in higher education for fall 1978 says: "State postsecondary enrollments have increased each fall since a decline of 0.8 per cent was reported in 1971-72."

Continuing: "Enrollments last fall totaled 190,178, a .03 per cent increase over fall 1977, when 189,608 students were enrolled. Total enrollments at public institutions increased 0.4 per cent, from 149,546 to 150,158. Total enrollments at private institutions decreased 0.1 per cent, from 40,062 to 40,020."

GRAPEVINE GENERALLY LEAVES THE REPORTING OF ENROLLMENTS TO OTHERS, but



SOURCE: *Mhec* report, Vol. IV, No. 8 (January 1979), pp. 1, 5. Published at Suite 400, Capitol Square Bldg., 550 Cedar Street, St. Paul, MN 55101.

tries to miss no opportunity to countervail the prevalent canard that enrollments are declining drastically.

Minnesota is pretty much in step with the other states in that respect. Since 1970 the record is generally one of annual gains, at rates somewhat slower than those of the preceding period of phenomenal increases. Exceptions to this are so infrequent and tiny as to be practically negligible.

M. M. Chambers, Illinois State University, Normal, Illinois 61761

Addenda to "URBAN PUBLIC UNIVERSITIES IN BIG CITIES"

In GRAPEVINE No. 248 (February 1979) pp. 1573-1576, there appeared a four-page sketch of 26 big cities and the public universities located in or near them. Public community colleges and strictly undergraduate colleges apparently having no prospect of evolving to university level were not included. In this latter category it is difficult to draw the line, and a few exceptions were made.

We invited comments, and as a result are now able to make a few additions:

Baltimore.* In addition to the institutions mentioned on page 1573, Baltimore is the site of Morgan State University (\$11 million), a long-established institution offering bachelors' and masters' degrees; and Coppin State College (\$4.5 million), a former teachers college now offering bachelors' and masters' degrees. These would add about \$15 million, bringing the total of state tax funds for operating expenses of public universities in Baltimore up to \$75 million for fiscal 1979.

Birmingham has the University of Alabama in Birmingham with about 14,000 students, being both a medical center and a general campus component, getting \$60 million of state tax funds for operating expenses for fiscal 1979. The Birmingham campus, measured in numbers of students or in dollars of state operating support, now equals or exceeds its parent campus at Tuscaloosa.**

Denver is home of the Medical Center of the University of Colorado (\$32 million), as well as of the Denver branch campus (\$5.5 million). There is also the relatively new Metropolitan State College (\$8.5 million), and a Denver state community college (\$12 million). These are all collaborating in one way or another with the Auraria Higher Education Center in downtown Denver. Combined state appropriations at university level probably exceed \$45 million for operating expenses in fiscal 1979.

Louisville. The University of Louisville, for many years a municipal institution but largely supported from fees and private gifts, has been transformed into a state university over the recent fifteen years, and gets \$53 million in state tax funds for operating expenses in fiscal 1979.

Newark has the New Jersey College of Medicine and Dentistry (\$54 million) and the long-established New Jersey Institute of Technology (\$14 million), as well as the Newark College of Rutgers, the State University of New Jersey (law, nursing, business, with some graduate work), and also the Essex Community College, all occupying campuses in close proximity to each other. There is also the Kean College of New Jersey, a state college at nearby Union. The combined state appropriations to the university-level institutions probably exceed \$80 million.***

*Included in earlier list (GRAPEVINE, No. 248, pp. 1573-1576 (February 1979)).

**Information from Associate Vice President John M. Lyons, U of Alabama at Birmingham.

***From Fredrick Waring, Director, Institutional Analysis, Ramapo College of New Jersey, Mahwah, N. J.

(Continued on page 1588)

New Orleans has the New Orleans campus of the Louisiana State University System (\$17 million), and the New Orleans campus of the Southern University System (\$4 million). The state of Louisiana also grants a small annual subsidy to the private Tulane University Medical School (less than \$1 million). There is also the Louisiana State University Medical Center in New Orleans (\$49 million). Apparently the total annual state operating funds for all these institutions is about \$71 million.

Oklahoma City is the home of the University of Oklahoma Health Sciences Center (\$25 million), and within its standard metropolitan statistical area are the nearby main campus of the University of Oklahoma (\$34 million), and Central State University (\$12 million), making a combination of approximately \$71 million.*

Phoenix is the site of Arizona State University, getting \$59 million of state tax funds for operating expenses in fiscal 1979. Phoenix also has the five-campus Maricopa County Community College.

Portland has the Health Sciences Center, not administratively a part of the University of Oregon but bearing its name though classified as a separate state institution (\$31 million), and the comparatively new separate Portland State University (\$20 million). **

St. Louis.*** We are told that the University of Missouri--St. Louis, with a headcount of 10,883 as compared with 9,964 at University of Missouri--Kansas City, is now second in size to the University at Columbia, and not third among the four campuses of the multicampus university, as earlier listed.+

We hasten to remark that the revised list of 34 big cities is still incomplete and sketchy. Our only purpose is to encourage thought and study on the future of public universities in big cities.

We have no intent to minimize development in smaller cities and rural areas. In fact, wealthy states have an obligation to provide by all practicable means university opportunities for their people born and reared in their own sparsely populated or economically depressed backwater regions, if any. This is an accepted meaning of equality of opportunity and equal protection of the law.

Far from solicitude for urban populations over other people, the real lodestar of the next century is accessibility of university education for *all people*.

*From Thomas H. Clapper of the staff of the Higher Education Committee of the Oklahoma Legislative Council.

**From Ronald H. Field of the staff of the American Association of State Colleges and Universities.

***Included in earlier list (GRAPEVINE, No. 248, pp. 1573-1576 (February 1979)).

+Supplied by Chancellor Arnold B. Grobman, U of Missouri--St. Louis.

GRAPEVINE is not a publication of any institution or association. Responsibility for any errors in the data, or for opinions expressed, is not to be attributed to any organization or person other than M. M. Chambers. GRAPEVINE is circulated to numerous key persons in each of the fifty states.

Not copyrighted. If you quote or paraphrase, please credit the source in appropriate manner.