

M. M. Chambers
Department of Educational Administration
Illinois State University, Normal, Illinois 61761

SINCE 1958 THIRTEENTH YEAR
Number 158 September 1971 Page 1003

First of two issues this month

GRAPEVINE
* * * * *

Reports on state tax legislation; state appropriations for universities, colleges, and junior colleges; legislation affecting education beyond the high school.

IN THIS ISSUE

FORTY STATES: 2-YEAR GAIN OF 24 1/2 % 1004

Florida, Gaining population, approaches \$250 million 1006

Maine exceeds \$30 million 1006

Montana goes above \$30 million 1006

Nevada has 2-year gain of 26 per cent 1007

New York makes 2-year gain of 28 1/2 per cent; goes to \$804 million 1007-8

North Dakota up to \$27 1/2 million 1004

Oklahoma has 2-year gain of 33 per cent 1008

Rhode Island drops a little from last year; 2-year gain is only 5 per cent; but total exceeds \$30 million 1004

* * * * *

"We are well beyond the belief that any manner of state regulation is permissible simply because it involves an activity which is a part of the university structure and is financed with funds controlled by the administration. The state is not necessarily the unrestrained master of what it creates and fosters."

-- U. S. District Judge W. Arthur Garrity, Jr. of Massachusetts, in Antonelli v. Hammond, sustaining freedom of the student press.

* * * * *

Statement of ownership and circulation of GRAPEVINE is on page 1004 (reverse hereof).

Table 12. FORTY STATES SHOW CUMULATIVE WEIGHTED AVERAGE TWO-YEAR GAIN OF

24 1/2 PER CENT

States	Year	Year	Year	2-yr gain	10-yr gain
(1)	(2)	(3)	(4)	(5)	(6)
33-states previously reported --*					
	\$969,109	\$3,253,995	\$4,027,423		
Cumulative weighted average percentages				23 3/4	315 1/2
Florida	51,438	198,438	247,540	24 3/4	381
Maine	7,238	25,984	30,741	18 1/4	324 1/2
Montana	11,231	26,715	30,635	14 1/2	172 3/4
New York	111,189	625,341	803,913	28 1/2	623
N Dakota	10,505	23,249	27,476	18	161 1/2
Oklahoma	30,000	59,552	79,331	33	164 1/3
Rhode Island	5,827	28,935	30,443	5	422 1/4
40-state					
total	\$1,196,537	\$4,242,209	\$5,277,502		
Cumulative weighted average percentages				24 1/2	341

* Refer to Table 4, GRAPEVINE page 996

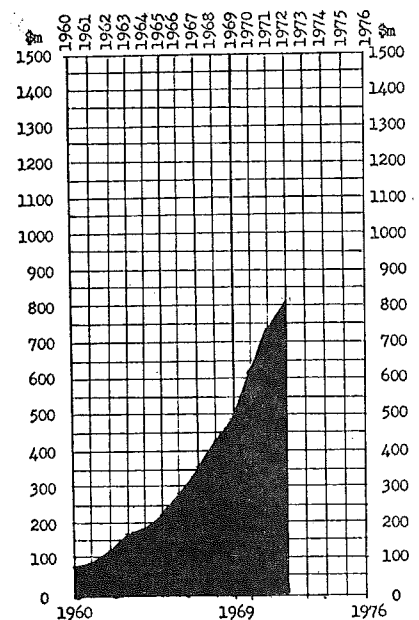
Ten states are as yet unreported. Four of them are in the class of more than \$200 million annually. Eight of them are in the class of more than \$100 million.

Projections of the 50-state total for fiscal year 1971-72:

For a very low estimate, if these ten states were to appropriate totals only equal to what they appropriated one year ago, the 1971-72 total would come close to \$7 1/2 billion.

For a medium estimate, if these states maintain a two-year gain of about 25 per cent, the 1971-72 total will be close to \$7 3/4 billion.

New York

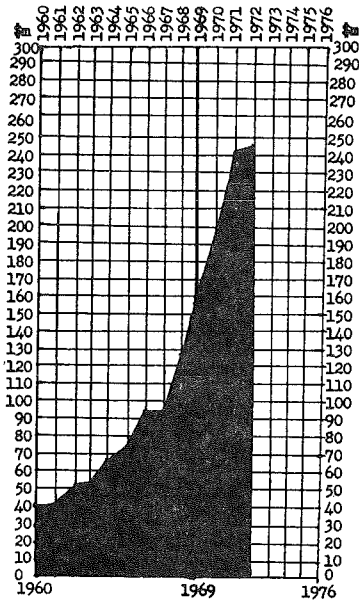


GRAPEVINE is not a publication of any institution or association. Responsibility for any errors in the data, or for opinions expressed, is not to be attributed to any organization or person other than M. M. Chambers. GRAPEVINE is circulated to numerous key persons in each of the fifty states.

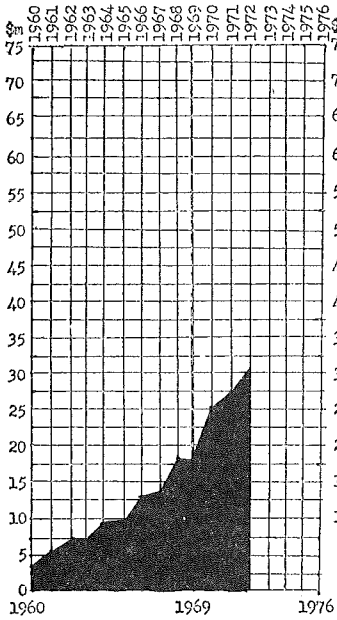
Address communications to M. M. Chambers, Department of Educational Administration, Illinois State University, Normal, Illinois 61761.

M. M. Chambers, Illinois State University, Normal, Illinois 61761

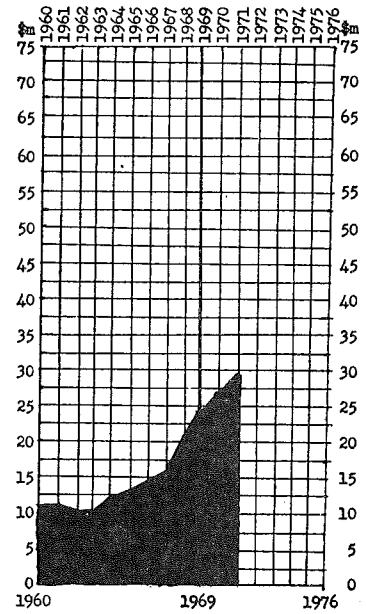
Florida



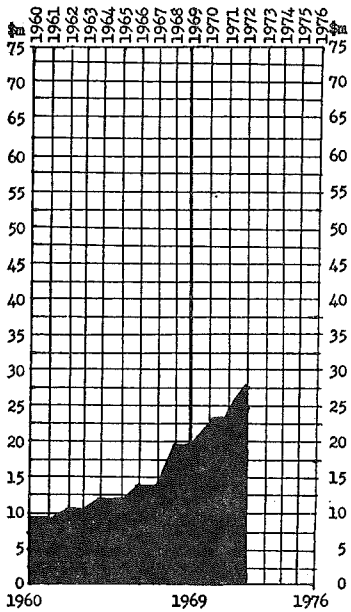
Maine



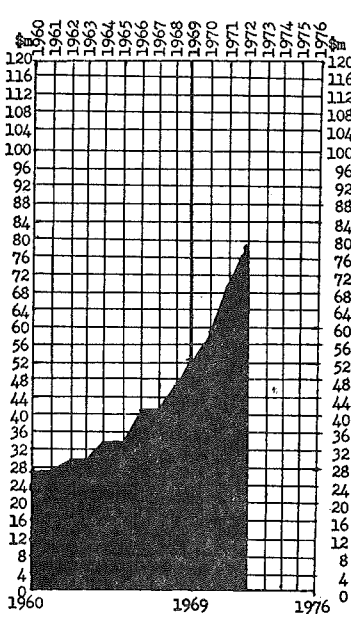
Montana



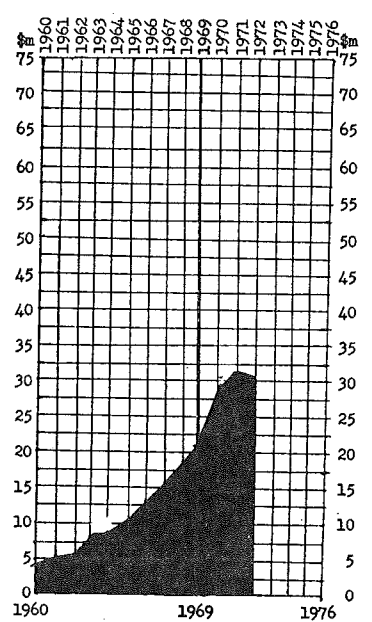
North Dakota



Oklahoma



Rhode Island



Note that the vertical scales of the separate graphs are not identical in all cases.

FLORIDA. Appropriations of state tax funds for operating expenses of higher education, fiscal year 1971-72:

Table 13. State tax-fund appropriations for operating expenses of higher education in Florida, fiscal year 1971-72, in thousands of dollars.

Institutions (1)	Sums appropriated (2)
7 Major Universities *	\$112,899
Health Center (U of Fla)	14,066
Inst of Food & Ag Sci (U of Fla)	18,821
Grad Engrng System (U of Fla)	451
Engrng & Indus Exp Sta (U Fla)	500
Medical Ctr (U of So Fla)	2,435
Fla Internatl Univ	4,430
U of West Florida	2,936
Dade Center	384
Board of Regents	1,618
Private institutions -	
U of Miami Medical School	2,795
SREB & Stu aid	749
State aid to jr colls	85,455
Total	247,540

* Exact allocations to each institution are not available.

The total for fiscal year 1971-72 appears to be a gain of 24 and 3/4 per cent over the comparable figure for 1969-70, two years earlier.

MAINE. Appropriations of state tax funds for operating expenses of higher education, fiscal year 1971-72:

Table 14. State tax-fund appropriations for operating expenses of higher education in Maine, fiscal year 1971-72, in thousands of dollars.

Institutions (1)	Sums appropriated (2)
U of Maine (all campuses and university-wide services) *	\$26,195
6 vocational-technical insts	3,302
Maine Maritime Academy	900
2 schs of prac nursing	180
New England H E Compact	145
Edn of Orphans of veterans	19
Total	30,741

(Continued in next column)

MAINE (Cont'd from preceding column)

* Includes the five former state colleges, and other units of the reorganized University of Maine System.

The total for fiscal year 1971-72 is apparently a gain of about 18 1/4 per cent over the comparable figure for fiscal year 1969-70, two years earlier.

MONTANA. Appropriations of state tax funds for operating expenses of higher education, biennium 1971-73:

Table 15. State tax-fund appropriations for operating expenses of higher education in Montana, biennium 1971-73, by separate fiscal years, in thousands of dollars.

Institutions (1)	Sums appropriated 1971-72 (2)	1972-73 (3)
U of Montana	\$ 8,975	\$ 9,025
Montana State U	9,305	9,230
Ag Exper Sta	1,988	1,997
Coop Exten Serv	681	690
Subtotal, M S U - *		
Coll of Mineral Sci & Tech	1,470	1,475
Coal evaluation	42	49
Subtotal, CMS & T - **		
Eastern Montana Coll	3,145	3,170
Northern Montana Coll	1,630	1,650
Western Montana Coll	985	995
Bd of Education (Regts)	24	27
Equity fund	300	300
Exec Secy's Office	90	90
NDEA Matching funds	25	25
WICHE	16	16
Stu Exchange	284	284
Voc-tech Edu Ctrs	1,675	1,775
Totals	30,635	30,798

* \$11,974 and \$11,917

** \$1,512 and \$1,524

The total for fiscal year 1971-72 appears to be a gain of 14 1/2 per cent over the comparable figure for fiscal year 1969-70, two years earlier.

M. M. Chambers, Illinois State University, Normal, Illinois 61761

NEVADA. Appropriations of state tax funds for operating expenses of higher education, fiscal year 1971-72:

Table 16. State tax-fund appropriations for operating expenses of higher education in Nevada, fiscal year 1971-72, in thousands of dollars.

<u>Institutions</u>	<u>Sums appropriated</u>
(1)	(2)
U of Nevada, Reno	\$ 8,792
Statewide programs, UNR	671
Ag Experiment Sta.	799
Coop Extension Serv	650
<u>Subtotal, UNR - \$10,912</u>	
U of Nevada, Las Vegas	5,718
Statewide programs, UNLV	20
<u>Subtotal, UNLV - \$5,738</u>	
Community college division	
Clark County Comm Coll	305
Elko Community College	175
Western Nevada Comm Coll	164
Administration	94
<u>Subtotal, c c's - \$737</u>	
System Computing Center	605
Desert Research Institute	303
NDEA student loan program	25
System administration and press	322
<u>Total</u>	<u>18,642</u>

The total for fiscal year 1971-72 is apparently a gain of 26 per cent over the comparable figure for fiscal year 1969-70, two years earlier.

NEW YORK. Appropriations of state tax funds for operating expenses of higher education, fiscal year 1971-72:

Table 17. State tax-fund appropriations for operating expenses of higher education in New York, fiscal year 1971-72, in thousands of dollars.

<u>Institutions</u>	<u>Sums appropriated</u>
(1)	(2)
State U of New York	
<u>University centers -</u>	
Buffalo	\$67,142
Stony Brook	39,198
Albany	37,848
Binghamton	20,986
<u>Subtotal, U ctrs - \$165,174</u>	

(Continued in next column)

NEW YORK (Cont'd from preceding column)

<u>Medical Centers -</u>	
Downstate (N Y C)	34,214
Upstate (Syracuse)	27,513
<u>Subtotal, Med ctrs - \$61,727</u>	
<u>Colleges of Arts and Science -</u>	
Buffalo	18,290
Brockport	17,423
Oswego	17,398
New Paltz	14,755
Oneonta	13,598
Geneseo	13,341
Plattsburgh	12,493
Cortland	11,787
Potsdam	11,345
Fredonia	10,843
Old Westbury	3,263
Purchase	2,676
Rome-Utica	624
<u>Subtotal, C of A & S - \$147,836</u>	
<u>Statutory Colleges -</u>	
Agriculture & Life Sciences*	17,056
Ag Experiment Station	3,759
Human Ecology	3,974
Indus & Labor Rels	3,058
Veterinary	3,465
Gen'l Services	4,178
<u>Subtotal, at Cornell - \$35,490</u>	
Ceramics (at Alfred U)	2,029
<u>Subtotal, stat colls - \$37,519</u>	
<u>Specialized colleges -</u>	
Forestry (Syracuse)	7,079
Maritime (N Y C)	3,922
<u>Subtotal, spec colls - \$11,001</u>	
<u>Ag & Tech colls (2 years) -</u>	
Farmingdale	9,706
Alfred	8,644
Morrisville	5,738
Delhi	5,630
Cobleskill	5,323
Canton	4,902
<u>Subtotal, A & T colls - \$39,943</u>	
<u>University-wide -</u>	
Administration	6,302
U-wide programs	6,198
SUNY SEEK	9,601
SUNY Scholarship fund	1,840
Cooperative Coll ctrs	2,889
Empire State College **	150
College of Optometry	472
<u>Subtotal, U-wide - \$27,452</u>	
Fringe benefits ***	61,319
<u>SUNY gross total</u>	<u>551,971</u>
<u>Less student fees and other</u>	
Institutional income	-86,978
<u>SUNY net tax-fund total</u>	<u>464,993</u>

(Continued on page 1008)

NEW YORK (Cont from page 1007)

Other than S U N Y -

Aid to City U of N Y	90,050
CUNY SEEK program	12,500
Aid to community colleges	91,700
Community College SEEK	4,000
Scholarships & fellowships	31,200
Scholar incentive program	44,150
Urban centers	3,650
Aid to priv institutes	29,930
Contracts priv med & dental colls +	6,736
Equal opportunity centers	6,009
Private U SEEK program	6,250
To expand nurse enrollmts	2,495
Aid to priv med colls ++	3,650
Aid to Brklyn Poly Inst	3,000
Higher Edn Asstce Corp	2,050
Endowed chairs	800
N Y Ocean Science Lab	750
<u>Subtotal, \$338,920</u>	
<u>Total</u>	<u>803,913</u>

* Name changed from Agriculture to Agriculture and Life Sciences

** Funded for the first time; non-campus college for those seeking a college degree but unable to attend as full-time students.

*** This is a rough approximation of the sums to be allocated from a statewide lump-sum appropriation.

+ Contracts with private medical colleges for expansion of student enrollment.

++ Aid to private medical colleges is for existing student body.

The total for fiscal year 1971-72 appears to be a gain of 28 1/2 per cent over the comparable figure for fiscal year 1969-70, two years earlier.

New York's annual investment of state tax funds in the operating expenses of higher education is a close second to that of California. These two states, with slightly less than one-fifth of the total population of the United States, appropriated for fiscal year 1971-72 a total of \$1.65 billion--slightly more than one-fifth of the prospective total for the 50 states. (See page 1004, this issue).

OKLAHOMA. Appropriations of state tax funds for operating expenses of higher education, fiscal year 1971-72:

Table 18. State tax-fund appropriations for operating expenses of higher education in Oklahoma, fiscal year 1971-72, in thousands of dollars.

<u>Institutions</u>	<u>Sums allocated</u>
<u>(1)</u>	<u>(2)</u>
U of Oklahoma	\$15,325
Medical Center	9,947
Geological Survey	348
<u>Subtotal, U of O - \$25,620</u>	
Oklahoma State U	15,261
Ag Experiment Sta	3,134
Ag Extension Div	2,741
Tech School (Okmulgee)	1,833
Coll of Veterinary Med	945
Tech Inst (Oklahoma City)	427
<u>Subtotal, O S U - \$24,341</u>	
Central State U	5,101
Northeastern State Coll	3,656
Southwestern St Coll	3,082
Cameron College	1,859
East Central St Coll	1,806
Southeastern St Coll	1,606
Northwestern State Coll	1,356
N E Okla A & M Coll	1,258
Okla Coll of Liberal Arts	1,095
Langston Univ	897
Okla Panhandle St Coll	890
Eastern Okla St Coll	798
Northern Okla Coll	739
Murray St Coll of Ag	543
Connors St Coll of Ag	472
Dental Sch Planning	250
Dental Edu Assistance	85
Grad Nurse Progrm Planning	75
Student Loan Fund	100
Televised Instr Program	50
<u>Adjustment Reserve Fund</u>	<u>200</u>
Tulsa Junior Coll	1,564
Claremore Jr Coll	520
Altus Jr Coll	216
Comm Jr Coll Assistance	1,149
<u>Total</u>	<u>79,331</u>

The total for fiscal year 1971-72 appears to be a gain of 33 per cent over the comparable sum for fiscal year 1969-70, two years earlier.